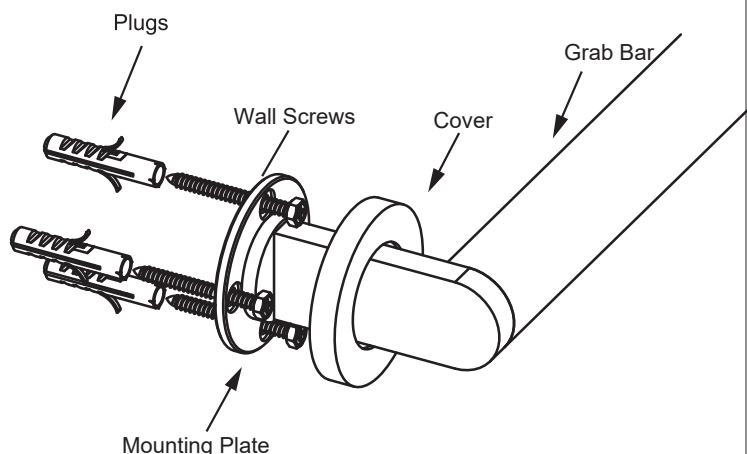


## FRANKFURT COLLECTION

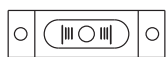
### GRAB BAR

AVAILABLE IN: 12"/18"/24"/36"/42"

3139512/9518/9524/9536/9542



#### Tools required for installation



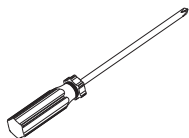
Level



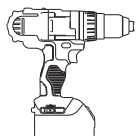
Pencil



Wrench



Screwdriver



Drill



Hammer

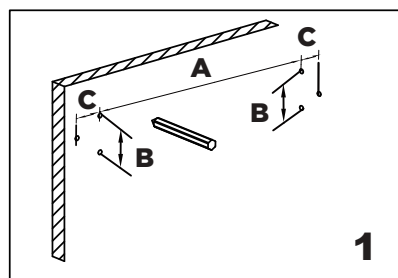
A=Plate TOP holes center to center distance

B=Plate TOP hole to BOTTOM hole distance

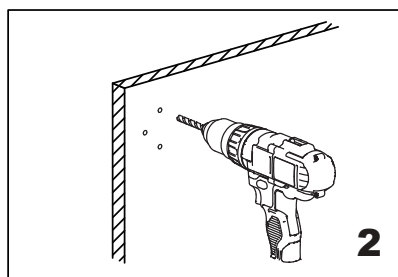
C=Plate TOP/BOTTOM holes to MID hole distance

Product Code	Sizes (Inches/mm)		
	A	B	C
8289212	11 3/4" /300	1 3/4"/45	1"/22.5
8289218	17 3/4"/450	1 3/4"/45	1"/22.5
8289224	23 5/8"/600	1 3/4"/45	1"/22.5
8289236	35 1/2"/900	1 3/4"/45	1"/22.5
8289242	42 1/8"/1070	1 3/4"/45	1"/22.5


Fig.1



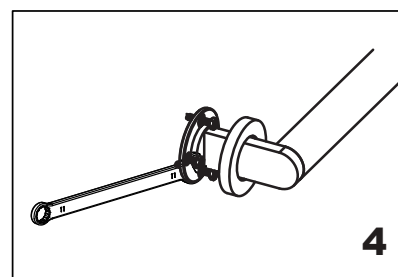
Mark (on the wall) locations of plugs through mounting plate using a pencil, refer to Fig.1



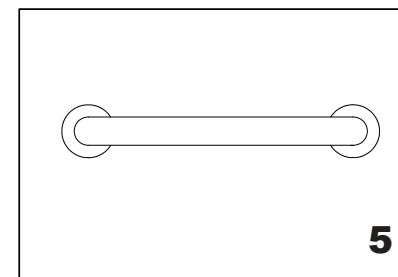
Drill 3/16" holes, make sure to keep drill level



Insert plugs into drilled holes, using a hammer to tap the plugs in, be careful not to break tile



Driver bolt nut directly into holes



Tighten the cover on the Mounting plate