

YORK SERIES
180 Degree Glass-to-Glass
Standard Hinge-
51054

PRODUCT NAME: YORK - 180 Degree Glass-to-Glass Standard Hinge-

PRODUCT CODE: 51054

MATERIAL: All-brass construction

KEY FEATURES: Standard Shower Hinge.
Glass to Glass.
Square Edge.

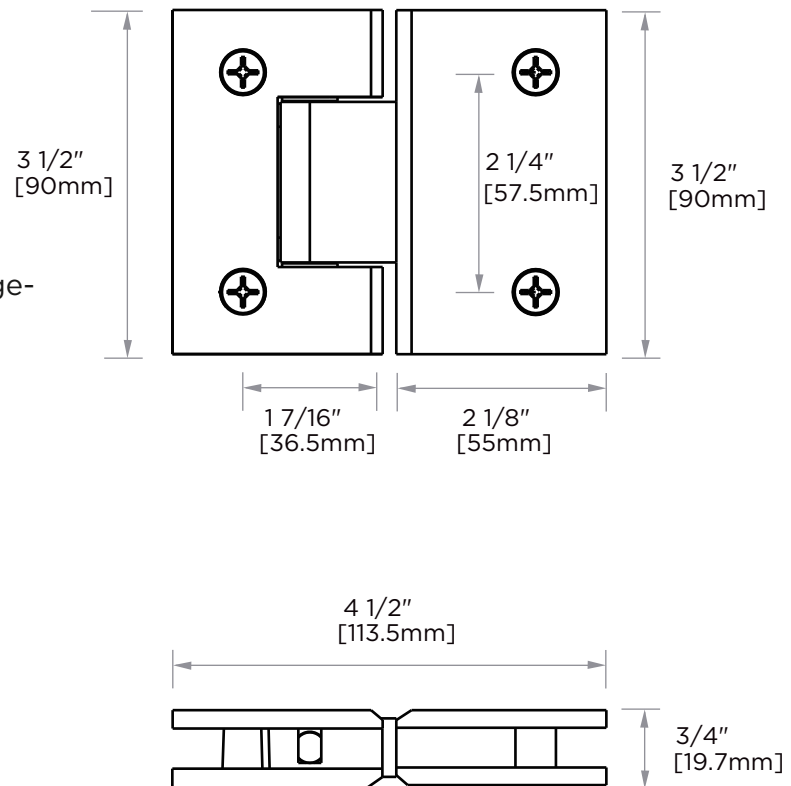
FINISHES:

- Polished Chrome (99)
- Brushed Nickel (81)
- Matte Black (48)
- Brushed Brass (78)

SPECIAL FINISHES AVAILABLE: Please see our website for full list samples

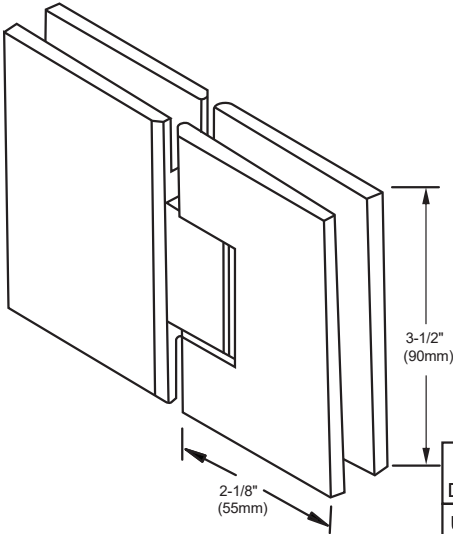
WARRANTY:

Lifetime Limited (Residential Use)
Three Years (Commercial Use)



NOTE: Dimensions and specifications are subject to change without notice.

180° GLASS-to-GLASS HINGE



SPECIFICATIONS

For 8mm (5/16") to 12mm (1/2") glass

- use 2 hinges, having a maximum weight of 80 lbs (36kg), and a width of 28"(711mm).
- use 3 hinges, having a maximum weight of 120 lbs (54kg), and a width of 32" (813mm).

CAUTION

For public safety, we recommend only using tempered or safety glass.
(But verify with local building codes.)
DO NOT USE POWER TOOLS FOR MOUNTING THESE HINGES

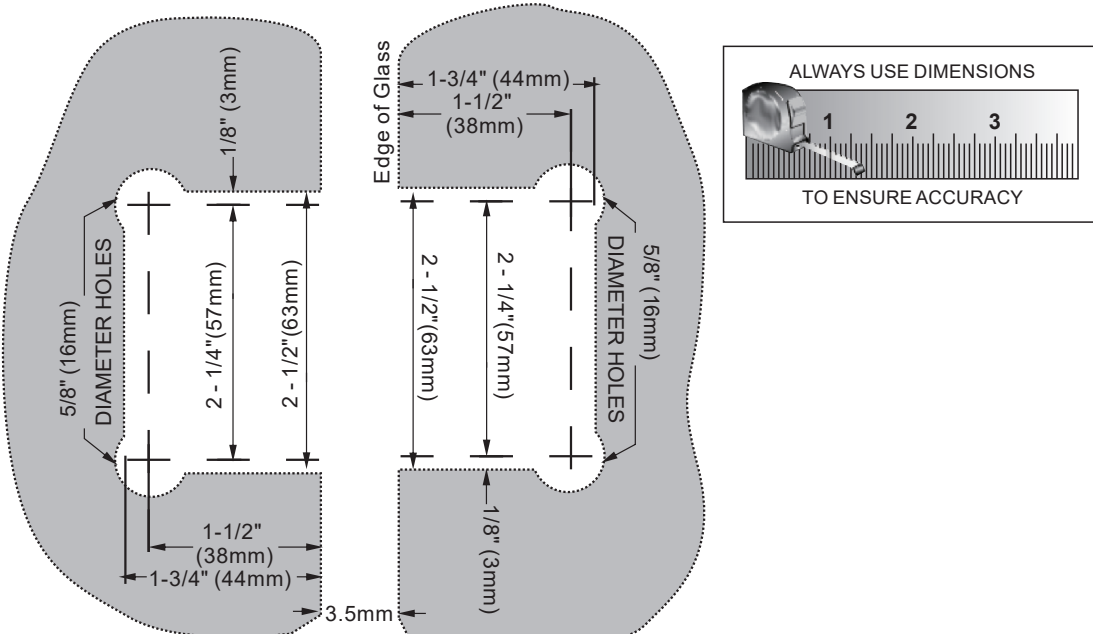
CLEANING

See reverse side for instructions


| *Maximum Door Capacities | 5/16"(8mm) and 3/8"(10mm) Glass weight width | 1/2" (12mm) Glass weight width |
|--------------------------|--|--------------------------------|
| Using 2 Hinges | 80lbs.(36kg) 28"(711mm) | 80lbs.(36kg) 28"(711mm) |
| Using 3 Hinges | 120lbs.(54kg) 32"(813mm) | 120lbs.(54kg) 32"(813mm) |

*NOTE: Do not exceed either maximum weight or width when choosing proper quantity of hinges

180° GLASS-to-GLASS HINGE



ALWAYS USE DIMENSIONS



TO ENSURE ACCURACY

NOTE: Dimensions and specifications are subject to change without notice.